



Minnesota Agriculture, Food & Natural Resources Update

Data provided by the Minnesota Department of Education
Compiled by Dr. Zane Sheehan, State Supervisor of AFNR and FFA State Advisor

Minnesota AFNR Programs 2020-2021

- 58 programs had changes in staffing before the start of the 2020–2021 school year:



58 positions filled



*35% increase
from 2019*



2 positions unfilled

potentially as many as 10



**70% were female
30% were male**



**17 programs
were additions**



**5 positions were
Tier 1/2**



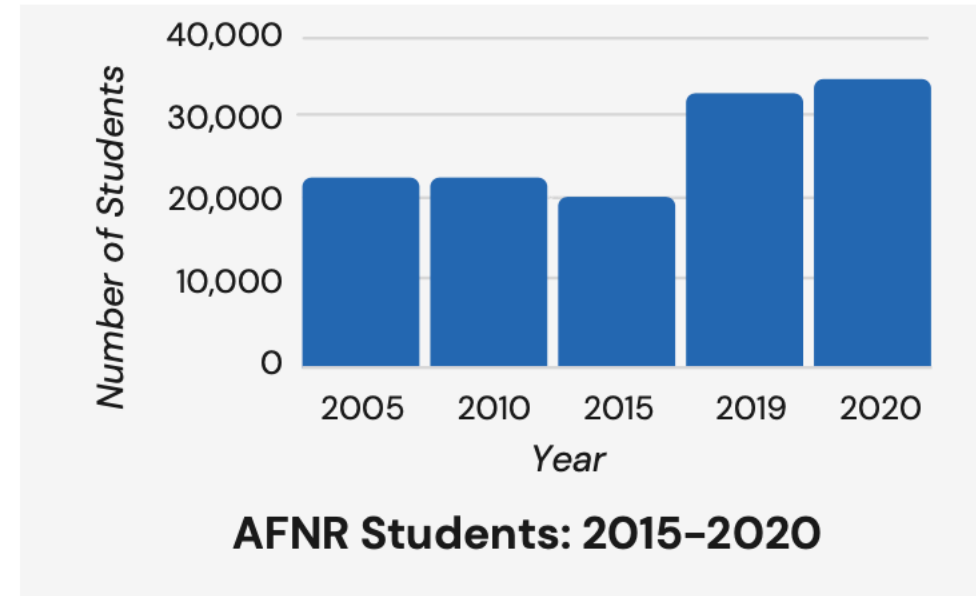
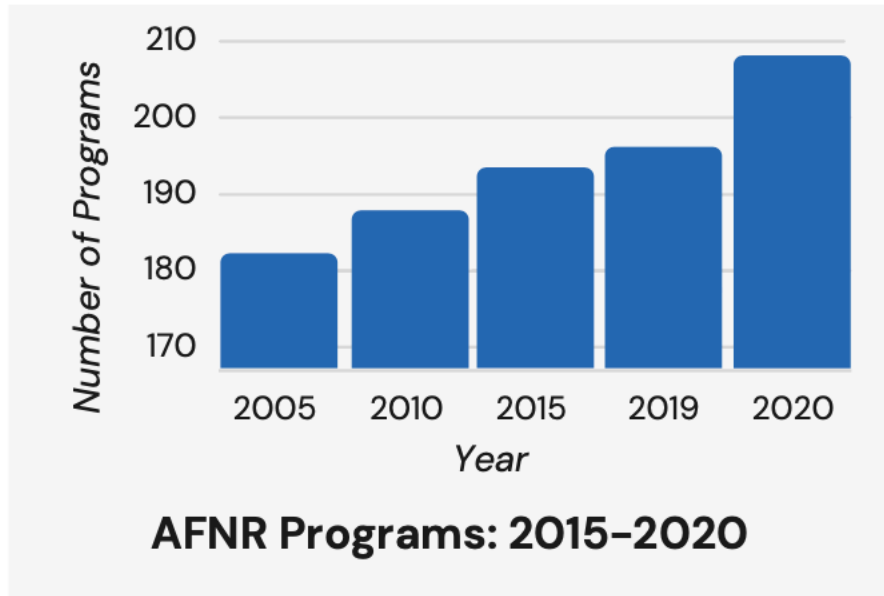
Minnesota AFNR Program Growth

AFNR Numbers

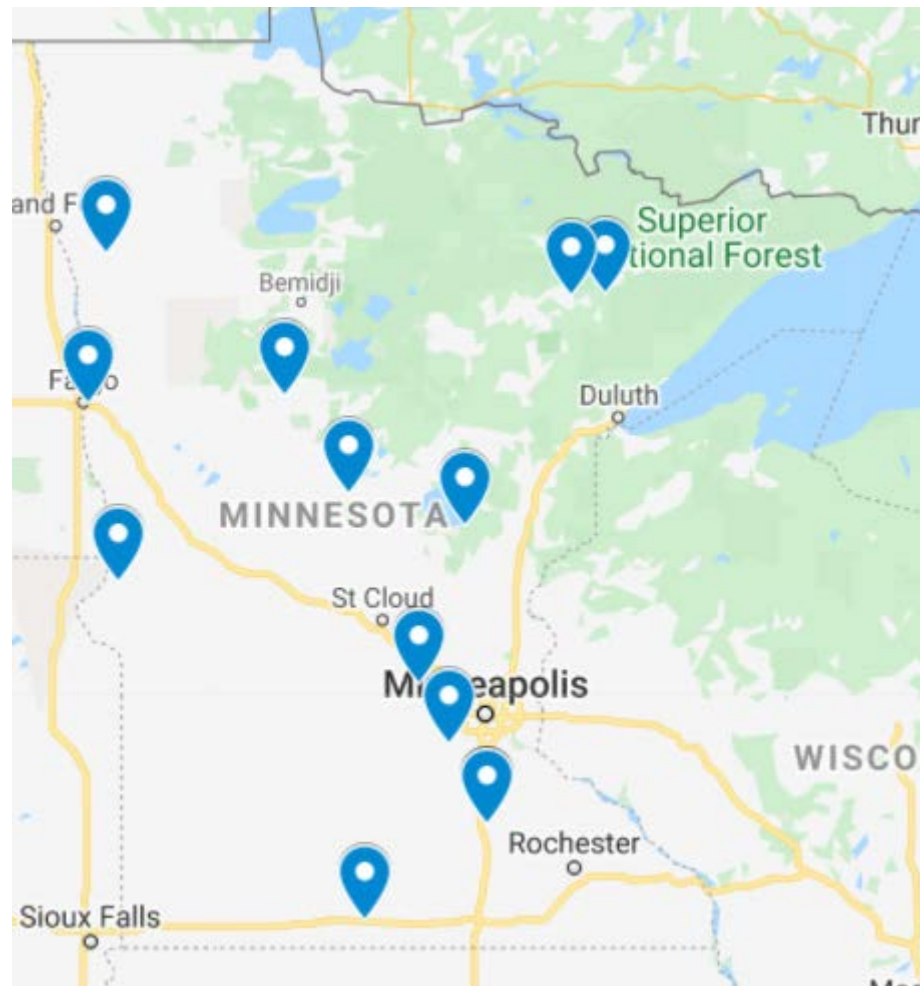
2020-2021
Projections



Historical Review

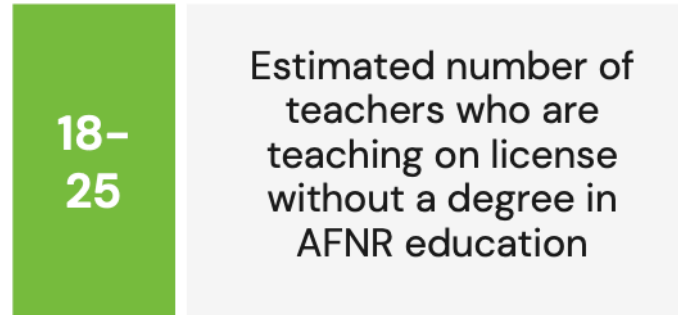
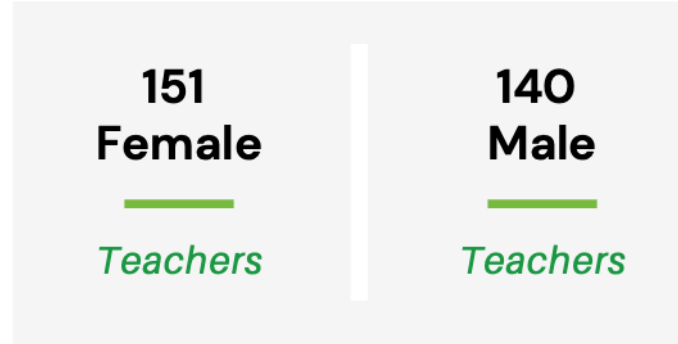


Minnesota AFNR 2020-2021



AFNR Teacher Demographics

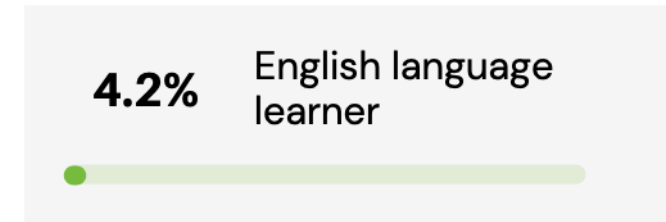

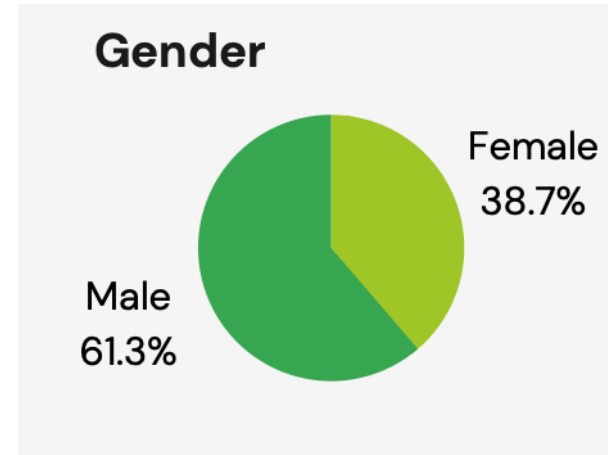
2020-2021



- Examples:
- *Out of Field Permission: science*
 - *Tier 1 or 2: formerly industry expert*

AFNR Student Demographics

2020-2021



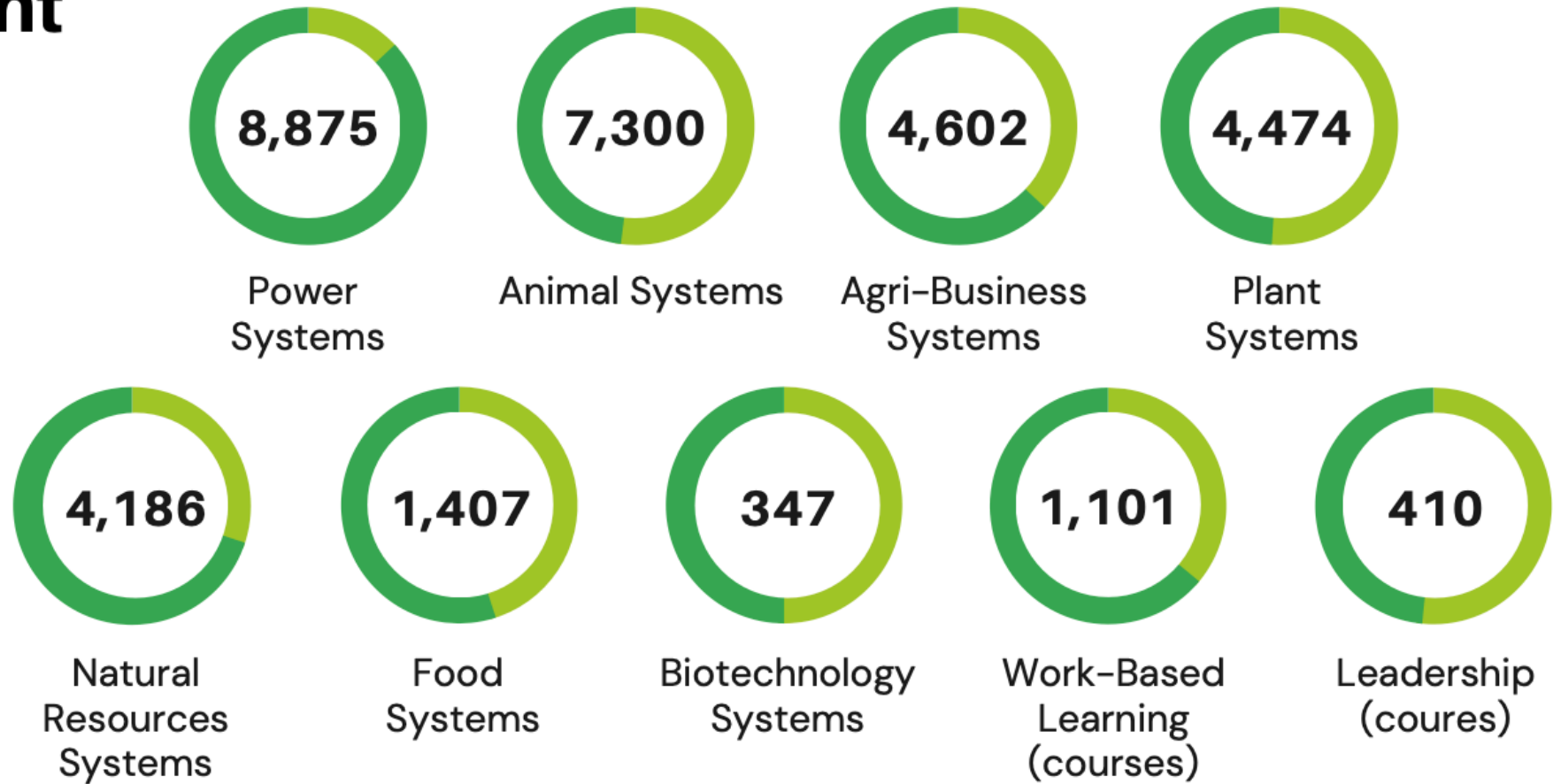
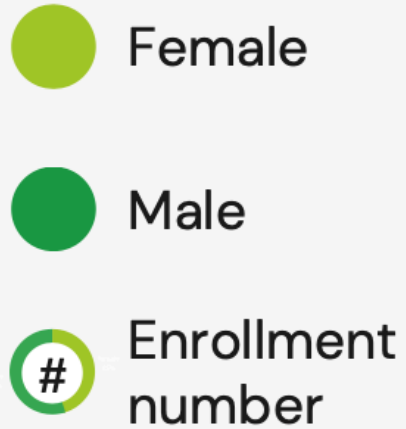
A table titled 'Ethnicity' with a green border, listing the percentage of students for various ethnic groups.

| Ethnicity | Percentage |
|----------------------------------|------------|
| European American/White | 81.5% |
| Mexican American/Hispanic/Latinx | 8.26% |
| African American/Black | 3.36% |
| Asian American/Asian | 3.06% |
| Native American/American Indian | 1.20% |

Enrollment by Pathway

AFNR Enrollment By Pathway

2019-2020



AFNR Graduation Rates

Graduation Rates

↳ 4-Year graduation gaps are closing for students of color, including Native American students

| CTE 4-Year Graduation Rate | 2016 | 2019 |
|----------------------------|------|------|
| *Students of Color | 84% | 86% |
| White Students | 94% | 94% |
| Gap = | 10% | 8% |

**Including Native American Students*

| Overall 4-Year Graduation Rate | 2014 | 2018 |
|--|------|------|
| American Indian/ Alaska Native Students | 48% | 51% |
| Asian Students | 82% | 87% |
| Black Students | 60% | 67% |
| Hispanic Students | 63% | 67% |
| Students of two or more races | 69% | 72% |
| White Students | 87% | 88% |

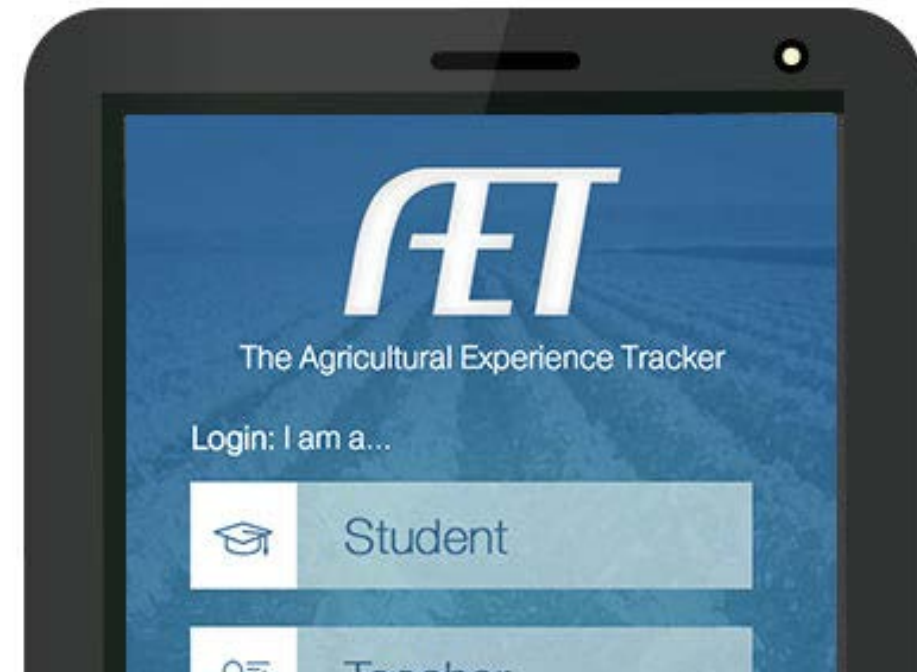
State-level Performance Indicators

| Secondary Core Indicators | Postsecondary Core Indicators |
|--|---|
| 1S1: Graduation Rates (4-year) | 1P1: Postsecondary Retention and Placement |
| 2S1: Academic Proficiency: Reading/Language Arts | 2P1: Earned Recognized Postsecondary Credential |
| 2S2: Academic Proficiency: Mathematics | 3P1: Nontraditional Program Enrollment |
| 3S1: Post-Program Placement | |
| 4S1: Nontraditional Program Concentration | |
| 5S3: Program Quality: Work-Based Learning | |

<https://public.education.mn.gov/MDEAnalytics/DataSecure.jsp>

Minnesota AET Onboarding 2020-2021

- January 2020 to Date
 - 19,090 Students; 90 FFA/Leadership Events per school (average)
 - 26,288 Student Logins; 6,301 Teacher Logins
 - 2,875 SAE (2,111 WBL projects, 764 Experiential Learning)
- Total Student WBL Income: \$2,483,714
 - Investments: \$168,417 (\$44 per student)
 - Economic Impact: \$357,695 (\$94 per student)



AFNR Extended Contract Grants

- \$250,000 was appropriated by the legislature (2016).
- 2020-2021: 48 Schools, \$325,000 Requests
- 2019-2020: 50 Schools, \$316,000 Requests; 46 Funded for \$250,000
- 2018-2019: 44 Schools, \$270,000 Requests

USDA ADLTS (UMN, MDE, FFA)

- June 2020, \$275,000 federal grant to strengthen and diversify School-Based AFNR Edu.
- 26 high schools and FFA chapters, including 31 teachers, to fully implement the three-component AFNR model for every student over the next four years.
 - SAE for All (100% Work-Based Learning, AET)
 - FFA Affiliation (100% Leadership)
 - Teacher Professional Development
- Training resources and handbooks

Alumni

- Fundraising: External to School (Alumni and Supporters)
 - joint power with students
- FFA Student Account: Money In, Money Out
- Ag Dept Account: All Other Items (Supplies, Travel, Food, Curriculum)

- Rebuilding will be slow
- Teacher support (retention and recruitment)

